

# ESSE

175



## THE CLEANEST WOOD-BURNING STOVE WE'VE EVER BUILT

The difference is clear: lower emissions and more heat without compromising control or performance.

# ESSE

Since 1854, ESSE has been at the forefront of heating innovation, making the cleanest and most efficient wood-burning stoves available.

In 1910, the ESSE Pioneer featured a secondary combustion chamber to reburn smoke particles before they entered the flue.

Our latest clean burning wood-fired stoves reflect a commitment to the environment and high-quality British product design, making ESSE the clear choice for the 21st century.

Today, the new ESSE 175 uses a three-stage combustion process to extract every last bit of energy from each log you burn.

## PROUDLY MADE IN BRITAIN

All ESSE stoves are proudly made in Britain, with all the key materials sourced from trusted UK partners.

We source British steel from South Wales and castings from the Midlands. Steel is laser cut, folded and welded, the castings prepared and beautiful stoves created at our factory in Barnoldswick, Lancashire.

The end result is a contemporary stove with clean looks and clean performance.

**MADE IN BRITAIN** 



## ESSE: LEADERS IN CLEAN COMBUSTION

The ESSE 175 is the result of more than 160 years' experience in the design and manufacture of unmistakably British stoves. With its minimalist contemporary design, precision burn control and low emissions, the ESSE 175 is the clear choice.

Available as two models, with classic feet or a stylish solid base, the ESSE 175's clean, contemporary design is in keeping with a range of interior design styles – from rustic rural cottages with inglenooks to minimalist free-standing installations.

The 175 offers controllable clean burning design with energy-efficient performance, creating a focal point at the heart of the home and filling the space with radiant, welcoming warmth.

The ESSE 175 uses our innovative Particulate Reburn™ Technology to extract all the energy from every log it burns. Particulate Reburn™ reignites gases and particles to minimise emissions while maximising heat output.

This pioneering technology makes the ESSE 175 one of the cleanest wood burning stoves available.

# THE CLEANEST WOOD-BURNING STOVE WE'VE EVER BUILT



## PARTICULATE REBURN™ TECHNOLOGY

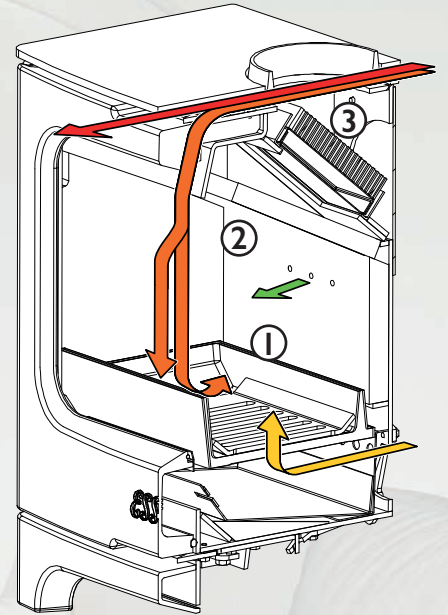
Particulate Reburn™ Technology creates three distinct phases of combustion to burn more of the fuel – reducing emissions and increasing the heat generated.

At the heart of Particulate Reburn™ is a catalytic combustor, which uses a special coating to reignite any unburnt hydrocarbon particles as they pass into the flue.

This makes the ESSE 175 one of the cleanest burning stoves available and the cleanest wood-burning stove we've ever built.

- ① The initial combustion, within the firebed.
- ② A second combustion as tertiary air is directed at unburnt hydrocarbons, rising up towards the flue.
- ③ A third area of combustion, as remaining hydrocarbons are reignited as they pass through the catalytic combustor.

- Top air & Airwash
- Bottom air
- Tertiary air
- Convection air



## PRECISION BURN™

The ESSE 175 incorporates unique Precision Burn™ technology, delivering precise control of air circulation and the ability to fine tune the combustion rate at every stage of the burn cycle.

The ability to control the intensity of the fire and speed of combustion improves the efficiency of the stove whilst reducing the running costs and emissions.



Great flames and total control whether low, high or in between.



CLASSIC FEET



SOLID BASE

With a huge view of the fire and a 5kw output, the ESSE 175 is available as two models, with either classic feet, or a stylish solid base.

# ESSE 175: THE CLEAR CHOICE FOR THE 21ST CENTURY

## Particulate Reburn™ Technology

Delivering a significantly cleaner burn than Ecodesign requirements.

## Catalytic Combustor

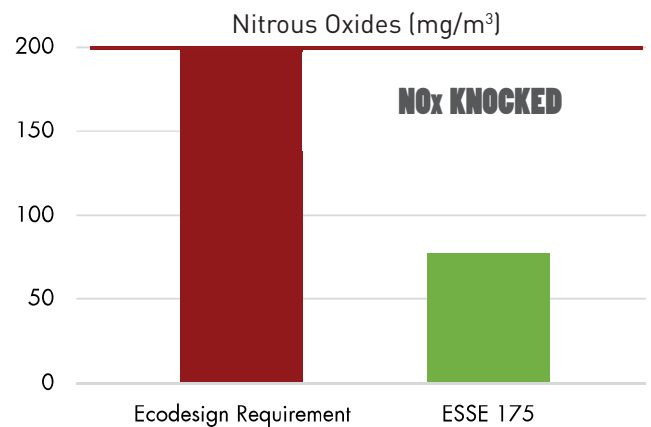
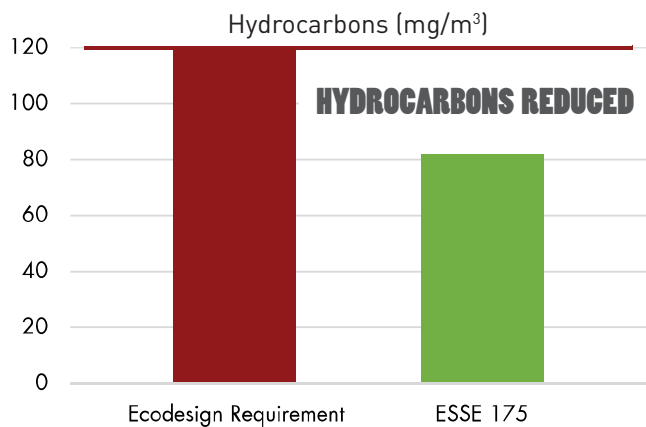
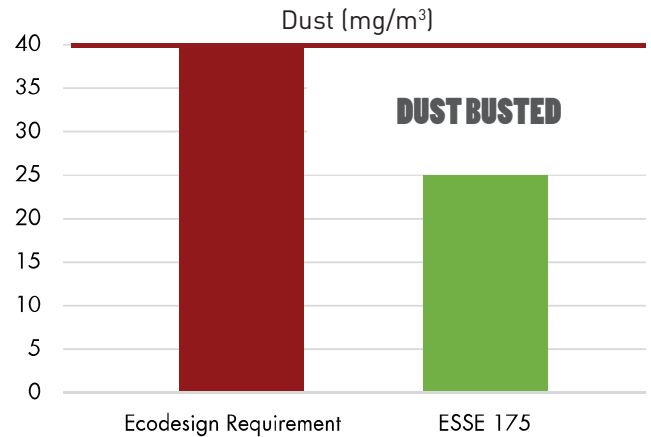
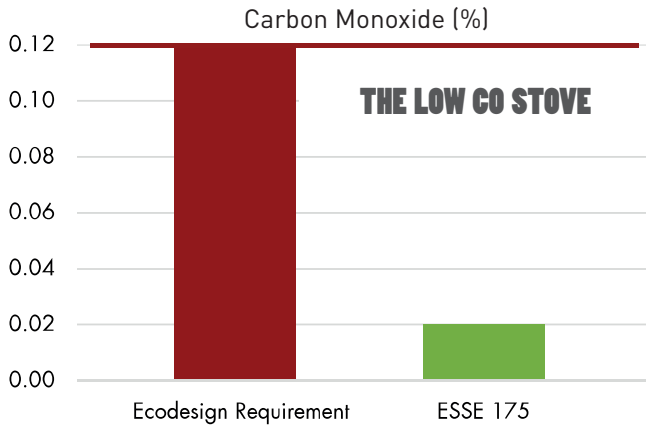
An additional combustion filter, minimising emissions, improving efficiency and reducing fuel consumption.

## Precision Burn™ Control

Precise air controls put you in total control over the fire.

## Widescreen View

Signature ESSE wide fire view with clean glass window for uninterrupted view of the flames.



Independent testing by Kiwa Gastec

<b>Rated Output</b>	5kw
<b>Net Efficiency</b>	83.7%
<b>Flue</b>	5" Top or Rear
<b>Distance to combustibles</b>	Rear 600mm (75mm)* Side 600mm (400mm)*
<b>Distance to non-combustibles</b>	Side 75mm (min) 150mm preferred

\*With additional heatshield and twin wall flue

